



# ***AUTUMN SHOW SCHEDULE***

14 September 2019

2.30pm to 5pm

Abbots Langley Community Centre

Admission: £1  
Members: free (on production of membership card)  
Children: free (must be accompanied by an adult)

*Price 50p if sold*

# THE ABBOTS LANGLEY GARDENING SOCIETY

(Founded circa 1860)

*Your committee:*

<b>PRESIDENT:</b>	Lady Bella Stuart-Smith
<b>CHAIRMAN:</b>	Chris Bromwich
<b>SECRETARY:</b>	Jane Lay
<b>TRADING SECRETARY:</b>	Joe Johnston
<b>TREASURER:</b>	Victoria Underwood
<b>COMMITTEE:</b>	Adrienne & Peter Barnes, Jo Bromwich, Pam Cotton, Yvonne & John Merry, Sue North, David Sutherland

## TRADING DEPOT DETAILS

The Trading Depot opens for one hour from 9.00am to 10.00am every Saturday. It is run by the committee and volunteers from the membership. If you would like to volunteer please contact Sue North who will be pleased to add your name to the depot rota. ([contactus@algs.org.uk](mailto:contactus@algs.org.uk))

Normally volunteers are only needed to help for 1 or 2 Saturdays per year, but without your help we could not offer this service every Saturday.

## KEY DATES FOR 2019 (September to December, some speakers to be confirmed)

14 September, 2.30pm, **The Autumn Show**, Abbots Langley Community Centre.

19 September, Social Evening and talk by Amanda Shipman, 5 Gardens from around the world.

17 October, Social Evening and a talk on Aphids by Colin Richards

8 November, **7.30pm**, Autumn **Quiz Night**

21 November, Social Evening and talk by Anne Ludr, garden designer/lecturer, "seeds" – spread to survive.

19 December, Christmas "Sparkle" Social Evening

Unless otherwise stated, all talks start at 8.00pm prompt, and will be held in the Manor House Sports Club. Further information and updates will be provided on our Website and Newsletters. [www.algs.org.uk](http://www.algs.org.uk)

**TRAVEL CLUB** For details of all our trips and outings, check out the latest Newsletter, or look on our website, or email Adrienne Barnes, [barnesadrienne@aol.com](mailto:barnesadrienne@aol.com) for the latest information.

## TROPHIES



Classes	For outstanding exhibits	For exhibitors gaining the most points
<b>Dahlias</b> <b>100-112</b>	Charles Gentry Cup (donated by Mrs J Gentry 1996, in memory of Mr C Gentry past Secretary of the Society)	Drusilla Dennis Chalice (donated by Mrs D Dennis 2000)
<b>Roses</b> <b>113-120</b>	Bert Cooper Cup (donated by Mrs J Cooper 1975)	Walter Ashby Rose Bowl (donated by Mrs Seabrook 1964 in memory of her father)
<b>Other Flowers</b> <b>121-149</b>	The Tomson Vase (donated by Peter Tomson 2014)	Jane Lay Chalice (donated by Mrs D J Lay 2000)
<b>Fruit</b> <b>150-159</b>	Norman Cup (donated by Mr R Norman 1951)	Kitchingman Trophy (donated by Mrs M Kitchingham 1981)
<b>Vegetables</b> <b>160-198</b>	Leon G Lay Cup (donated by Mr L G Lay 2002)	John Peaty Cup (donated by Cllr. J Peaty, ALPC Chairman 1999)
<b>The Potato Challenge 199</b>	/	The Henderson Cup (Donated by Mrs Crownshaw in 1967)
<b>Wine &amp; Beer</b> <b>200-209</b>	Ron Brothers Memorial Chalice (donated by Mrs E Brothers 1990 in memory of Ron Brothers past Secretary and President of the Society)	A Glass Decanter
<b>Art &amp; Crafts</b> <b>210-221</b>	The Anne Flanders Chalice, Donated by Anne Flanders in 2018	Nelly Falconer Cup (donated by Mrs N Falconer 1953)
<b>Photography</b> <b>222-230</b>	Valerie Beattie Cup (donated by Mrs V Beattie in 2006)	Kathleen Hare Trophy (donated by Yvonne Merry 2014)
<b>Household</b> <b>240-269</b>	Bert Crownshaw Cup (donated by Mrs Crownshaw 1952)	Doreen Higgs Cup (donated to the Society by Mrs Higgs in 2004)
<b>Young Exhibitors</b> <b>270-289</b>	Barry Highland Cup (donated by Cllr. B Highland, ALPC Chairman 2001)	A Cup (ages 4-7) A Cup (ages 8-12)
<b>Children's Potato Challenge</b> <b>281</b> (all ages 4 to 12)	/	A Small trophy

### **The Stewart Challenge Plate**

Will be awarded to the family scoring the highest number of points (donated by Cllr Charles Stewart TRDC Chairman 1985)

## Dahlia and Rose Classes (100-120 inclusive)

*Note: Please ensure your exhibit is in the correct class. Name of variety to be stated if known. To ensure consistency, "bikini" vases are provided and must be used by exhibitors. The use of moss or "Oasis" for keeping stems in place is strongly recommended.*

For illustrations of group classifications and formation for Dahlias, see pages 16 – 18

### Dahlias

#### 100 Cactus, semi-cactus or decorative, Giant

(Groups 5, 8, 9)  
over 250mm diameter  
one or more varieties,  
3 vases, 1 bloom in each vase



#### 101 Cactus or semi-cactus, large

(Groups 8, 9) 200mm to 250mm  
diameter one or more varieties,  
1 vase, 3 blooms

#### 102 Cactus or semi-cactus, medium

(Groups 8, 9) 150mm to 200mm  
diameter, one or more varieties,  
1 vase, 3 blooms

#### 103 Cactus or semi-cactus, small

(Groups 8, 9)  
100mm to 150mm diameter,  
one or more varieties,  
1 vase, 3 blooms

#### 104 Decorative, large (Group 5)

200mm to 250mm diameter,  
one or more varieties,  
1 vase, 3 blooms

#### 105 Decorative, medium (Group 5)

150mm to 200mm diameter, one  
or more varieties,  
1 vase, 3 blooms

#### 106 Decorative, small

(Group 4, 5)  
(N.B. this includes water lily)  
100mm to 150mm diameter,  
one or more varieties,  
1 vase, 3 blooms

#### 107 Ball, small (Group 6)

100mm to 150mm diameter,  
one or more varieties,  
1 vase, 3 blooms

#### 108 Ball, miniature (Group 6)

50mm to 100mm  
1 vase, 3 blooms

#### 109 Pompon, large (Group 7)

50mm to 75mm diameter,  
one or more varieties,  
1 vase, 3 blooms

#### 110 Other (Groups 1, 2, 3),

1 vase, 3 blooms, 1 variety

#### 111 Other (Groups 10-13)

1 vase, 3 blooms, 1 variety

#### 112 Other (Groups 14)

1 vase, 3 blooms, 1 variety

### Roses

#### 113 Hybrid Tea

more than one variety,  
1 vase, 3 blooms

#### 114 Hybrid Tea

one variety,  
1 vase, 3 blooms

#### 115 Hybrid Tea

specimen bloom, no foliage  
(to be shown on card supplied)

#### 116 Miniature

to be grown in container,  
one plant



#### 117 Floribunda

one or more varieties  
1 vase, 3 sprays

#### 118 Hips

one variety  
1 vase, 3 sprays

#### 119 A Shrub Rose

1 vase, 1 or more blooms

#### 120 Any type

to be judged for perfume  
1 vase, 1 bloom

## Other Flowers and Plants Classes (121–149 inclusive)

- 121 Chrysanthemums**  
one or more varieties, 1 vase, 3 blooms
- 122 Chrysanthemums**  
one or more varieties, 1 vase, 3 sprays
- 123 Perennial asters**  
(including Michaelmas Daisies), one or more varieties, 1 vase, 3 stems
- 124 Herbaceous perennial**  
(except Michaelmas Daisies), one variety, 1 vase, 3 stems
- 125 One Orchid**  
in a pot
- 126 Annual asters**  
one or more varieties, 1 vase, 6 blooms
- 127 Annual (except asters)**  
one variety, 1 vase, 5 stems
- 128 Annuals (except asters)**  
one each of three distinct kinds, 1 vase, 3 stems
- 129 Gladioli**  
one or more varieties, 1 vase, 3 stems
- 130 Carnations**  
one or more varieties, 1 vase, 3 stems
- 131 One Pelargonium**, in a pot
- 132 Fuchsia flower heads, six**  
1 variety, mount in black painted ice cream box with 6 holes in lid, fill with water to flower heads
- 133 Fuchsia flower heads, six**  
6 varieties, mount in black painted ice cream box with 6 holes in lid, fill with water to flower heads
- 134 One fuchsia**, in a pot
- 135 One “Standard fuchsia”** In a pot
- 136 One fern** in a pot
- 137 One Lily**  
perennial, 1 variety, 1 vase, 1 stem
- 138 One cactus or succulent**  
in a pot
- 139 Flowering plant**  
for house, conservatory or greenhouse
- 140 One foliage pot plant**
- 141 Lilies**, in a pot
- 142 Flowering shrub**  
one variety, 1 vase, 3 sprays
- 143 Hydrangea**  
one variety, 1 vase, 3 heads
- 144 Sweet Peas**  
12 stems, mixed varieties
- 145 Mixed vase of garden flowers**  
as many as you can put in a vase. Minimum of 6 kinds (named if known), not judged as a flower arrangement, but on quality of each bloom  
(146-149 not used)

*All pots used to exhibit potted plants must be **plain** and must not exceed 260 mm (10.25”) in diameter, unless otherwise stated. For exhibits in vases, bikini vases (supplied) must be used.*

## Fruit Classes (150–159 inclusive)

*Name of variety to be stated if known*

- 150 Three apples, cooking**  
one variety

- 151 Three apples, dessert**  
one variety

- 152 Three pears**  
one variety



- 153 A plate of twelve soft fruit**  
one variety, any kind, with stalks

- 154 A plate of twelve stone fruit**  
one variety, any kind, with stalks

- 155 A plate of grapes**  
one variety, one bunch, any colour

- 156 A plate of twelve Gooseberries**, one variety

- 157 Any other kind of fruit**, one variety, three

- 158 A collection of four kinds of fruit**

Each kind must be of the same variety, and a minimum of two of each kind should be exhibited

*Paper plates will be provided where required*

\*Maximum points awarded for each fruit as follows:

20. Apples (dessert), Grapes (greenhouse), Melons, Nectarines, Peaches, Pears (dessert), Pineapples.
16. Apples (cooking), Citrus fruits, Grapes (outdoors), Plums (dessert), Strawberries.
12. Cherries (sweet and sour), Black Currents, Figs, Gooseberries, Kiwi Fruits, Plums (cooking), Raspberries.
8. Blackberries, Blueberries, Bullaces, Red Currents, Damsons, Hybrid Berries (e.g. Loganberries, Tayberries), Quinces, Nuts (including Walnuts).
5. Medlars

**Vegetable Classes (160–198 inclusive)** (Please note: all exhibits to be in a clean condition, name of variety to be stated if known)

- |  |  |
|--|--|
| <b>160 Six onions*</b><br>one variety, grown from seed in the current season         | <b>172 One cauliflower</b><br>with about 75mm of stalk   |
| <b>161 Six white onions*</b><br>one variety, grown from sets                         | <b>173 Six tomatoes, greenhouse</b><br>one variety, with calyx, on a plate   |
| <b>162 Six red onions*</b><br>one variety, grown from sets                           | <b>174 Six tomatoes, outdoor</b><br>one variety, with calyx, on a plate  |
| <b>163 Three garlic*</b><br>one variety, on a plate                                  | <b>175 One truss of tomatoes</b><br>one variety, at least one ripe   |
| <b>164 Six exhibition shallots</b><br>one variety, to be shown in sand on a plate    | <b>176 One truss of “cherry” type tomatoes</b><br>one variety, at least one ripe                                     |
| <b>165 Two beetroots</b><br>one variety, with about 75mm of leaf stalk               | <b>177 Two marrows</b><br>fit for the table (as a guide about 300mm long or 380mm in circumference for a round type) |
| <b>166 Three carrots, stump rooted</b><br>one variety, with about 75mm of leaf stalk | <b>178 Three leeks,</b><br>one variety, with roots   |
| <b>167 Two pumpkins,</b> fit for the table,<br>one variety                           | <b>179 Nine runner beans,</b><br>one variety   |
| <b>168 Six white potatoes</b><br>one variety   | <b>180 Six French beans</b><br>one variety   |
| <b>169 Six coloured potatoes</b><br>one variety                                      | <b>181 Two cucumbers, greenhc</b><br>one variety   |
| <b>170 One lettuce</b><br>with roots   | <b>182 Two cucumbers, outdoor,</b><br>one variety  |
| <b>171 One cabbage</b><br>round or pointed with about 75mm of stalk                  | <b>183 Two sweet peppers,</b> one variety  |
|  | <b>184 Two chilli peppers,</b> one variety   |
|  | <b>185 Two Squash,</b> one variety   |



\* Must be mounted on cardboard or small plastic piping. Paper plates will be provided as required

## Vegetable Classes, continued

- 186 Two courgettes,**  
one variety
- 187 Two corn on the cob**  
peeled back to reveal corn
- 188 Six leaves of chard**
- 189 An interestingly shaped vegetable**
- 190 Longest runner bean**
- 191 Curliest runner bean**
- 192 Heaviest marrow**
- 193 Heaviest onion**
- 194 Heaviest tomato**
- 195 Longest carrot**
- 196 Heaviest pumpkin**
- 197 Any other kind of vegetable, two,**  
not listed in any other class

**198 A collection of any four kinds of vegetables**

Each kind must be of one variety, and there should be a minimum of two of each kind. Maximum points awarded for each vegetable is shown below\*



\* Maximum points awarded for each kind of vegetable as follows:

20 Cauliflowers, incl. white heading Broccoli, Carrots (long), Celery (trench), Leeks, Onions (over 8oz), Parsnip, Potatoes, Peas, Tomatoes.

18 Aubergines, Carrots (other than long), Scarlet Runner Beans, Cucumbers, Beetroot (long), Celery (other), Okra, Shallots (exhibition).

16 Tomatoes (beefsteak).

15 Artichokes, Asparagus, Broad Beans, Dwarf French Beans, Climbing Beans (except Scarlet Runners), Beetroot (round), Broccoli, sprouting, and colour headed, Brussels Sprouts, Cabbage (Chinese, green, red, savoy), Capsicums, Celeriac, Chicory, Cucumber (outdoor), Endive, Fennel, Lettuce, Marrows, Mushrooms, Onions (under 8oz), Rhubarb (forced), Scorzonera, Swede, Sweet Corn, Turnips.

12 Garlic, Kales, Rhubarb (natural), Shallots (pickling), Spinach.

10 Courgettes, Cress, Watercress, Lettuce (leaf), Onions (salad, pickling), Radishes, Pumpkin, Chives,

5 Herbs.

### Class 199



**POTATO CHALLENGE** £2 entry for bucket and potato, or £1 entry if you re-use last year's bucket.

COLLECT ONE BUCKET (or re-use last year's) AND ONE SEED POTATO FROM THE DEPOT. GROW POTATO IN BUCKET, AND BRING BUCKET TO DEPOT WITH POTATO STILL GROWING IN IT, FOR WEIGHING, (on date to be announced just prior to the show).

To be judged on the heaviest weight of potatoes grown in bucket. The Winner will be awarded the Henderson Cup and a £5 Depot Voucher.



## Wine and Beer Classes (200– 209 inclusive)

**200 Aperitif wine**

**201 Red wine**  
dry

**202 Red wine**  
sweet

**203 White wine**  
Dry

**204 White or “Golden” wine,**  
sweet

**205 Rosé wine**

**206 Liqueur**  
Please specify the fruit used

**207 Beer or Lager**

**208 Mead**

**209 Cider**



## Wine and Beer Rules

1. Glass bottles must be used and polished prior to exhibiting i.e. no dirty marks or smears on the glass.
2. Up to three different entries in each class may be entered by one member but separate entry forms must be used.
3. Wines can be of any age and may be made from a kit.
4. Wines must be exhibited in clear, colourless bottles. The bottle should have a punted bottom.
5. Corks must be flanged (“T” shaped), and bottles filled to within 2.5-3 cms from the top.
6. Labels will be provided – do not use other wine labels for showing. The labels must show the Exhibit number and Class number.
7. Liqueurs to be made by natural fruit process and spirit. **The fruit used must be specified.**

## Art and Craft Classes (210–229 inclusive)

*The exhibitor’s (i.e. the originator’s) name must be covered if shown on the exhibit*

**210 An exhibit**  
using fabrics, not exceeding  
1m x 1m x 1m

**211 An exhibit**  
using threads, not exceeding  
1m x 1m x 1m

**212 Painting**  
in oil, or acrylic, any subject, not e  
1m x 1m

**213 Painting**  
in water colour, any subject,  
not exceeding 1m x 1m

**214 Painting**  
in any medium, other than water or oil,  
any subject, not exceeding 1m x 1m



**215 A knitted article** made using an  
ounce/26g of yarn. Wool or  
synthetic. Accessories allowed

**216 A piece of needle point Blackwork**  
not exceeding A4 size

**217 A mosaic tile design,** size 150mm x  
150mm max, any medium, any shape, backing,  
mdf/card etc. unframed

**218 A soft toy**  
no larger than H60cm x W60cm x D60cm

**219 “Something New from Something  
Old”**

**220 A Christmas Card,** using a piece of folded  
A4 card

**221 Origami**

**For classes 210 to 214, please give the size of  
your entry in advance, on the show entry form.**



Notes:

# The 2019 Autumn Show Entry Form

Full Name			
Membership number		Telephone no.	
If young Exhibitor (aged 12 or under) first name		age	
		Family Name*	
Address			
Email address			

\* Used to determine the family achieving the most points

Dahlias	100	101	102	103	104	105	106	107	108	109	110	111	112
Roses	113	114	115	116	117	118	119	120					
Other Flowers & Plants	121	122	123	124	125	126	127	128	129	130	131	132	
	133	134	135	136	137	138	139	140	141	142	143	144	145
Fruit	150	151	152	153	154	155	156	157	158				
Vegetables	160	161	162	163	164	165	166	167	168	169	170	171	
	172	173	174	175	176	177	178	179	180	181	182	183	184
	185	186	187	188	189	190	191	192	193	194	195	196	197
Wine & Beer	200	201	202	203	204	205	206	207	208	209			
Art & Craft	Please give sizes for these exhibits →			210	211	212	213	214					
	215	216	217	218	219	220	221						
Photography	222	223	224	225	226	227							
Household	240	241	242	243	244	245	246	247	248	249	250		
	251	252	253	254	255	256	257	258	259	260	261		
Young Exhibitor	270	271	272	273	274								
	275	276	277	278	279	280							

Number of entries		Fee enclosed	£	:	p
-------------------	--	--------------	---	---	---

*Fees are applicable to all Classes (except Young Exhibitors), @ 25p each for the first 20 entries, then further entries are free.*

**DO NOT USE THIS FORM FOR THE POTATO CHALLENGES. SEE SPECIAL INSTRUCTIONS ON PAGES 7&15, AND ANNOUNCEMENTS IN THE SPRING NEWSLETTERS/BULLETINS**

After completion, please put this form, with the correct money, by the deadline, in the box provided in the Secretary's porch, see page 19.

Tick box if you would like to donate any of your exhibits to the plant sale

(Please see notes opposite on how to complete this form).

## Notes for completing the 2019 Autumn Show Entry Form

- 1 Please use a separate Entry Form for each exhibitor.
- 2 If you need additional Entry Forms, they are available from our website: [www.algs.org.uk](http://www.algs.org.uk), or from the Depot on Saturday mornings between 9.00 am. and 10.00 am.
- 3 Please write your full names address and contact details in the boxes provided as clearly as possible.
- 4 Circle each class item to be entered e.g. 3 (4) 5 6
- 5 For Art and Craft classes 210 to 214, please provide the estimated size of the exhibit to help the committee arrange enough space for it.
- 6 Please ensure that Entry Forms for Young Exhibitors have their first or familiar name, instead of using initials, and please enter their age. *Also ensure* that they enter in the correct class/age group. Lastly, enter their family name on the entry form, so that we can determine the family achieving the most points award.
- 7 All entries for Young Exhibitors' (i.e. those aged between 4 and 12, who are either the child or grandchild of a fully paid up member) are free, **except** if they enter the adult classes. Also young people aged 13 or over, may enter the adult classes, where the normal entry fee will be required.  
***Please encourage your children to take part. Each young entrant will receive a small prize, simply by entering.***
- 8 Completed Entry Forms together with the fees may be handed to the Secretary up to and including the last Wednesday prior to the Show.
- 9 Minor alterations to Entry Forms already submitted may be accepted on the Show day, at the discretion of the Committee, whose decision is final. **No late entrants will be admitted.**
- 10 Remember to check the Rules and the Regulations for Exhibitors set out in each class and on page 19.

**N.B. The last opportunity to hand in the Show Entry Form to the Secretary will be on the last Wednesday prior to the Show.**

# Autumn Plant Sale

As usual, there will be a sale of plants donated by members on the day of the show (in addition to some of the exhibits). So please bring some contributions along if you can. Thank you.

Notes:

## Photography

222 A sunset or sunrise

223 Water

224 Rainbow

225 Musical Instruments

226 Storm Clouds

227 Tools of the trade



**Rules:** Photographs must be 7"x 5", with a white border, and mounted on special cards/mounts provided. The corner mounts and cards must be collected from the secretary's porch prior to the show. Exhibitors should mount their photographs on the cards using the corner mounts, prior to the show. On the morning of the show, the cards with the pictures already mounted on them, will only need to be attached on to the display boards using Velcro, thus saving a considerable amount of time.

Photographs may be taken using digital cameras or film, judging will be based on the quality of their composition and focus. Exhibitors must provide a title for their photograph. You may exhibit a **maximum of two photographs per subject**, if you wish, but separate entry forms must be used. Please submit fresh pictures each year

(228 to 230 not used)

## Household Classes (240–269 inclusive)

**PLEASE FOLLOW THE RULES FOR EXHIBITING HOUSEHOLD CLASSES ON THE NEXT PAGE**

240 A jar of jam

241 A jar of marmalade

242 A jar of chutney at least 2 months old

243 A jar of pesto

244 A jar of fruit jelly

245 A jar of pickled vegetable  
any variety, single or mixed

246 A fruit pie  
with a short crust pastry top &  
bottom

247 A Bakewell tart

248 Sticky gingerbread

249 Four Cornish pasties

250 A fruit cake

251 A Lemon Meringue Pie

252 A Victoria sandwich cake

253 Six rock cakes

254 Six cheese scones

255 A honey cake

256 Ultimate Fudge Recipe

257 A Chocolate Mousse

258 A Quiche Lorraine

259 A pizza  
approx 25cm(10ins)in dia., with an  
interesting topping

260 A white 8 strand plaited loaf of  
bread made with yeast\*

261 A wholemeal 8 strand plaited loaf of  
bread made with yeast\*

\*Not to be made using a bread machine. A recipe  
must be provided

(262 to 269 not used)



### **Rules for Household classes:**

1. Each entry in classes 240 to 245 inclusive, must be labelled, and made by the Exhibitor in 2018/2019, **except** class 242, which may be of any age over 2 months old. d)
2. For classes 246, 259, 260 and 261, you must put your own recipe with the exhibits for judging.
3. **All Exhibitors entering classes 247 to 258 inclusive, must use the recipes provided. These may be either downloaded from our website: [www.algs.org.uk](http://www.algs.org.uk), or collected from the Depot, or from the Secretary's porch.**
4. **You must adhere to tin sizes where stated.**
5. Exhibits must be removed from metal trays or tins and placed on the paper plates provided.
6. Metal lids may be used instead of cellophane but must be neatly painted over to obscure the maker's name and other maker's markings.
7. Plain glass 454g jars **must be used**, preferably filled to the top. The use of other types of jar e.g. "Roses" type jars, is not permitted.
8. Jam jar lids must be plain, painted over if necessary, not rusty and glass should be clean and polished. The use of wax seals is recommended.
9. Metal rings must be taken off bottled fruit.

### **Young Exhibitor Classes (270- 289) inclusive**

#### **Classes for Ages 4 to 7**

- 270 mixed wild flowers**, in a jam jar  
(a list to be provided with the exhibit).
- 271 A Halloween Card**, using a piece of folded  
A4 card
- 272 Miniature garden** staged in a plastic seed tray (approx. 240mm x 370mm.  
made from natural materials
- 273 Photograph "a pet"**



Note: Photographs must be 7" x 5" and must not be mounted. Photographs may be taken using digital cameras or film, judging will be based on the quality of their composition, and focus.

**274 Six iced cup cakes**

please provide your own recipe with your exhibit

## Young Exhibitor Classes, continued

### Classes for Ages 8 to 12

**275 mixed wild flowers**, in a jam jar (a list to be provided with the exhibit).

**276 Miniature garden** staged in a plastic seed tray (approx. 240mm x 370mm.  
made from natural plant material

**277 A collage of pressed flowers**, using a 7" x 5" picture frame

**278 A Painted picture**, any subject, any medium, size A3 maximum

**279 Photograph "my garden"**

Note: Photographs must be 7" x 5", and must not be mounted. Photographs may be taken using digital cameras or film, judging will be based on the quality of their composition, and focus.

**280 A Chocolate Cake**, not exceeding 8 inches in diameter,  
please provide your own recipe with the exhibit

(282 – 289 not used)



281

### **CHILDREN'S POTATO CHALLENGE - ITS FUN AND ITS EASY!**

COLLECT ONE BUCKET AND ONE SEED POTATO FROM THE DEPOT. GROW POTATO IN BUCKET, AND BRING BUCKET TO DEPOT WITH POTATO STILL GROWING IN IT, FOR WEIGHING, (on date to be announced just prior to the show).

To be judged on the heaviest weight of potatoes grown in bucket. The Winner will be awarded a small trophy.

**NB. PARENTS- PLEASE GIVE ADVICE BUT DO NOT GROW IT FOR YOUR CHILD**

### **Autumn Show Judges 2019 (provisional)**

Flowers, vegetables and fruit	Stafford Salt
Wine and Beer	Val Beattie
Art and Craft	Moira Bunting
Photography	Val Beattie
Household	Valerie Webster & Linda Jefferson



# DAHLIAS – GROUP CLASSIFICATION AND FORMATION



## Group 1 Single flowered

Single Dahlias have blooms with a single outer ring of florets, which may overlap, the centre forming a disc.



## Group 2 Anemone flowered

Anemone flowered dahlias have blooms with one or more outer rings of generally flattened ray florets surrounding a dense group of tubular florets, and showing no disc.



## Group 3 Collerette

Collerette dahlias have blooms with a single outer ring of generally flat ray florets, which may overlap, with a ring of small florets (The Collar) the centre forming disc.



## Group 4 Waterlily

Waterlily dahlias have fully double blooms characterised by broad and generally sparse ray florets, which are straight or slightly involute along their length giving the flower a shallow appearance. The depth should be less than half the diameter of the bloom.



## Group 5 Decorative

Decorative dahlias have fully double blooms showing no disc. The ray florets are either involute, scarcely involute, not involute, or revolute at apex and either come to a point, abruptly come to point, or indented.




### **Group 6      Ball**

Ball dahlias have fully double blooms showing no disc, ball shaped or slightly flattened. The ray florets are displayed in spiral arrangement and are involute and round at the apex.




### **Group 7      Pompon**

Pompon dahlias have fully double spherical blooms of miniature size, with florets largely involute along their length (longitudinal axis).




### **Group 8      Cactus**

Cactus dahlias have fully double blooms, the ray florets are usually pointed, the majority narrow and revolute for 50% or more of their length (longitudinal axis) and either straight or incurving.



### **Group 9      Semi- Cactus**

Semi-Cactus dahlias have fully double blooms; the ray florets are usually pointed and revolute for more than 25% of their length and broad at the base and either straight or incurving.



### **Group 10    Miscellaneous**

Any dahlias which do not fall into Groups 1-9 inclusive and Group 11, 12, 13, & 14, e.g. Thistle Dahlias etc..

### **Group 11 Fimbriated**



Fimbriated dahlias have blooms where ray florets should be evenly split, or notched into two or more divisions, uniformly throughout the bloom to create a fringed overall effect. The petals may be flat, involute, straight, incurving, or twisted.

### **Group 12 Single Orchid (star)**



Star or Single Orchid dahlias have blooms with single outer ring florets surrounding disc. Ray florets are uniformly either involute or revolute.

### **Group 13 Double Orchid**



Double Orchid dahlias have fully double blooms showing no disc that have triangular centres. Ray florets are narrowly laceolate and either involute or revolute.

### **Group 14 Paeony**



Paeony dahlias have multiple outer rings of ray florets surrounding a disc, ray florets are flat or slightly involute at base and are flat or are to some extent revolute.

## Rules and Regulations for Exhibitors

1. Entries are confined to the named member as shown on the membership card, except where otherwise stated.
2. All exhibits shall be from plants which have been grown by the exhibitor for at least two months immediately preceding the show, unless otherwise stated. The Committee reserves the right to inspect the gardens or plot of any exhibitor.
3. **STAGING-** All exhibits must be staged between **7.00am and 9.00am** on the day of the show. No exhibits will be allowed in after these times, and **the Hall will be cleared by 9.10am** to enable the judging to commence. **Cups and prizes will be presented, and the raffle drawn at approximately 4.00pm**, after which time all exhibits will be removed.
4. The Committee cannot accept responsibility for plates, dishes, and vases etc., provided by the exhibitor. A selection of vases will be available on the morning of the show. To ensure consistency, all exhibitors must use the "bikini type" vases supplied for the "Cut Flowers", "Dahlias", "Roses", and "Other Flowers and Plants Classes", unless otherwise stated.
5. Only one exhibit will be permitted in any class from any one member, **except** for the Wine & Photography Classes.
6. It is the responsibility of the exhibitor to stage their own entries. An exhibitor may request the general assistance of a Show Steward, but it is not the responsibility of a Show Steward to actually stage an entry for the exhibitor.
7. Judges will be appointed by the Committee and judging will be carried out under the Royal Horticulture Society Code of Rules. Roses, Sweet Peas, Chrysanthemums and Dahlias, will be judged broadly in accordance with the rules of their respective societies.
8. The judge's decision will be final.
9. Judges shall have the right to reduce or withhold awards according to the standard or number of exhibits in the classes.
10. Only show stewards appointed by the Committee will be permitted to enter the showroom during the judging of the exhibits.
11. The holder of a trophy will keep their award safely in their possession. The Society has insurance cover for the trophies and if stolen, lost or damaged, the Secretary must be informed immediately. If the holder moves out of the district, the holder must inform the Secretary to arrange for the return of the trophy prior to moving.

**PLEASE NOTE: THE TROPHIES WILL BE HELD BY THE RESPECTIVE WINNERS FOR THE ENSUING YEAR AND MUST BE RETURNED TO THE SECRETARY, MRS JANE LAY, BY 10 AUGUST.**

**PLEASE ALSO NOTE:** Young exhibitors may enter adult classes, but the normal entry fee is then payable. A young exhibitor is defined as a child or grandchild, aged between 4 and 12 years, of a fully paid up member of the Society.

**\*\*\* Entry forms** and fees must be put in the box provided in the Secretary's porch at:

The Gleanings  
Marlin Square  
Abbots Langley  
WD5 0EG                      tel. 01923 447281

**Entry forms will be accepted by the Secretary, Mrs Jane Lay, up to 8pm on the last Wednesday prior to the show, accompanied by the fee (which is 25p per entry for the first 20 entries, free thereafter).**

**NB. For the Potato Challenge, see notes about entering on pages 7(adult) & 15(children)**

# ABBOTS LANGLEY GARDENING SOCIETY AUTUMN SHOW

## PRIZEWINNERS 2018



### FOR BEST IN SHOW

DAHLIA	Gentry Cup	Sue North
ROSES	Bert Cooper Cup	Jane Lay
FLOWERS	The Tomson Glass Vase	Brenda Kersey
FRUIT	Norman Cup	Sue North
VEGETABLES	Leon Lay Cup	Bib Butcher
WINE/BEER	Ron Brothers Memorial Chalice	Sally Sanderson
ART/CRAFTS	Anne Flanders Chalice	Doreen Higgs
PHOTOGRAPHY	Val Beattie Cup	Geoff Clinton
HOUSEHOLD	Bert Crownshaw Cup	Georgina Smith
YOUNG EXHIBITORS	Barry Highland Cup	Georgina Smith

### FOR EXHIBITORS GAINING THE MOST POINTS

DAHLIAS	Drusilla Dennis Chalice	Jane Lay
ROSES	Walter Ashby Rose Bowl	Jane Lay
FLOWERS	Jane Lay Chalice	Brenda Verge
FRUIT	Kitchingman Trophy	Keith Gissing
VEGETABLES	John Peaty cup	Chris Bromwich/Peter Barnes
WINE/BEER	Glass decanter	Sally Sanderson
ART/CRAFTS	Nelly Falconer Vase	Jo Bromwich
PHOTOGRAPHY	Kathleen Hare Memorial glass cup	Pam Cotton/Ken Cotton
HOUSEHOLD	Doreen Higgs Cup	Brian Smith
YOUNG EXHIBITOR,	4-7yrs, Silver Cup	Charlie Yamaguchi-North/Rowan Cotton
YOUNG EXHIBITOR,	8-12yrs, Silver Cup	Georgina Smith
POTATO CHALLENGE	Henderson Cup	Geoffrey Clinton
CHILDREN'S POTATO CHALLENGE		Georgina Smith
<b>STEWART CHALLENGE PLATE</b> , (awarded to family who gain the most points overall)		The Bromwich Family